



INDIAN SCHOOL AL WADI AL KABIR

DEPARTMENT OF MATHEMATICS (2022-2023)

TOPIC: SYMMETRY AND PATTERNS

RECALL WORKSHEET

RESOURCE PERSON: Mrs. Mini Henry

NAME: _____ CLASS: IV SEC: ____ DATE: _____

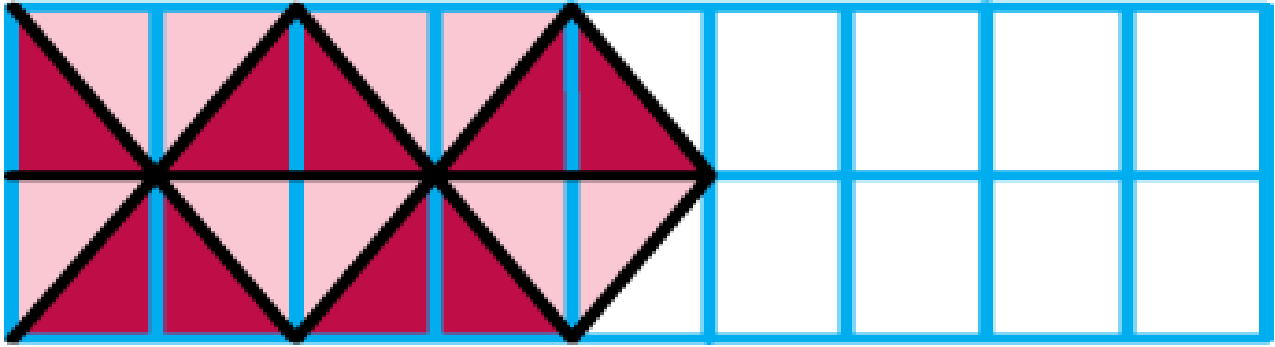
1. Observe the shape patterns shown below and draw the remaining shapes.



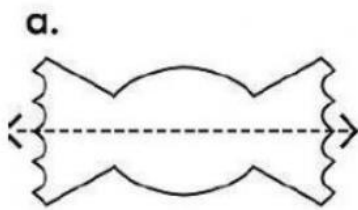
2. Study the number pattern shown below and find the missing numbers in the following number series.

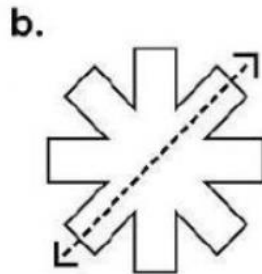
| | | | | | |
|-----------|-----------|-----------|----------------------|----------------------|----------------------|
| a) | 9 | 12 | 15 | <input type="text"/> | <input type="text"/> |
| b) | 22 | 24 | 26 | <input type="text"/> | <input type="text"/> |
| c) | 15 | 20 | <input type="text"/> | 30 | <input type="text"/> |
| d) | 50 | 60 | <input type="text"/> | 80 | <input type="text"/> |

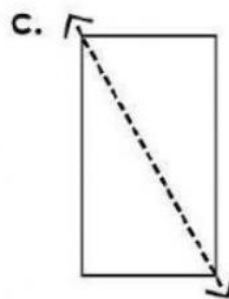
3. Complete the following tiling pattern and colour the tiles as shown below.

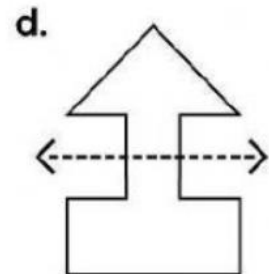


4. Check whether the dotted line on each shape represents a Line of Symmetry and write Yes/No in the boxes provided below.

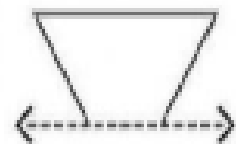










5. Draw the second half of each symmetrical shape.





INDIAN SCHOOL AL WADI AL KABIR

DEPARTMENT OF MATHEMATICS (2022-2023)


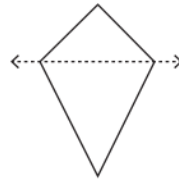
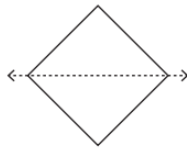
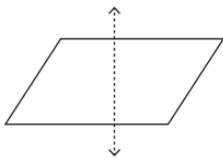
TOPIC: SYMMETRY AND PATTERNS

WORKSHEET

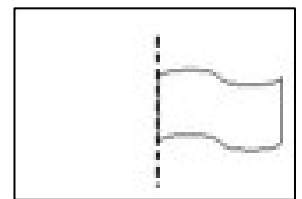
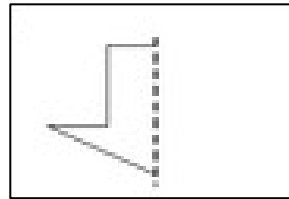
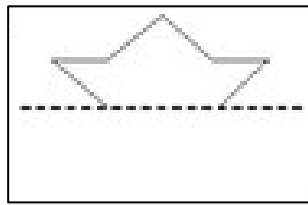
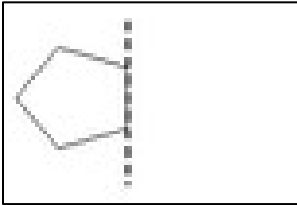
RESOURCE PERSON: Mrs. Mini Henry

NAME: _____ CLASS: IV SEC: ____ DATE: _____


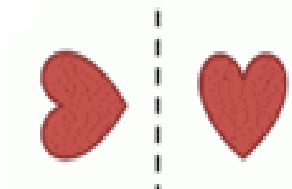

1. Check if the dotted line on each shape is a line of symmetry? Write yes or no.




2. Draw the reflection of these shapes with the dotted line as the mirror line.



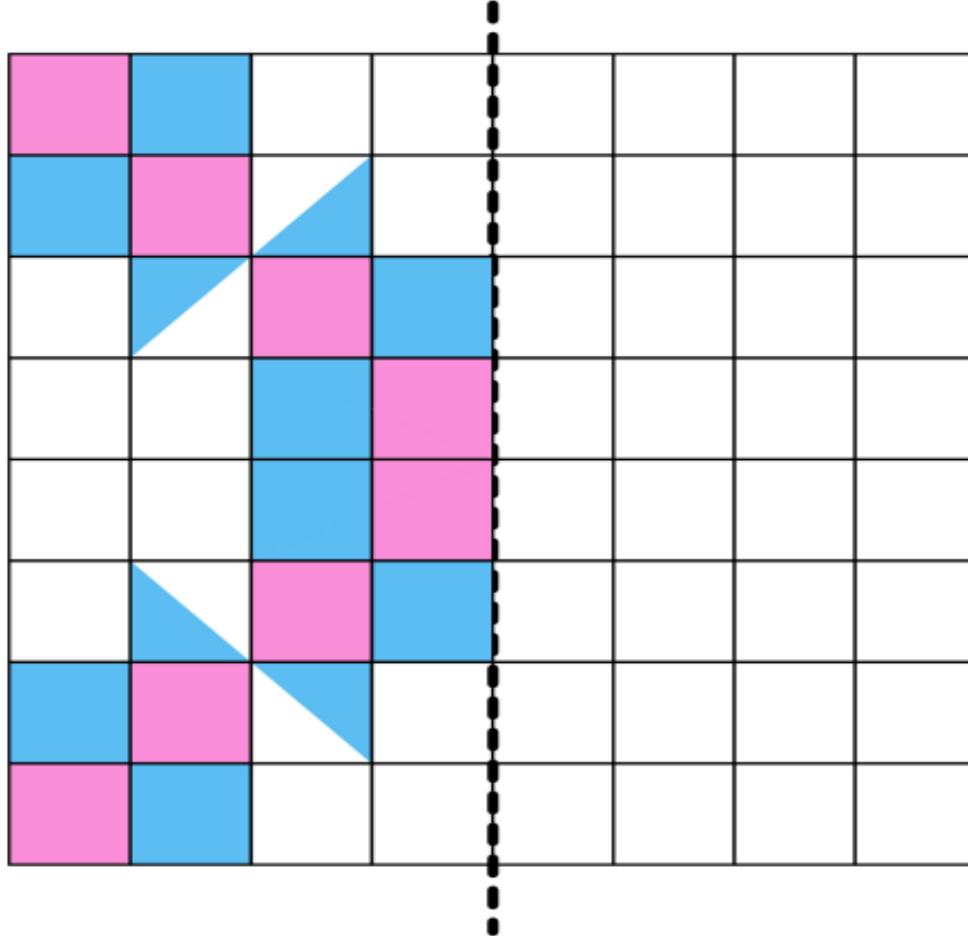
3. Which of the following are reflections of each other?



4. Tick the shapes which can tessellate?



5. Colour the squares to make a reflection.



6. Colour the below-given tiling pattern with the colour of your choice.

